

# MORPHETT VALE EAST NEWSLETTER



Morphett Vale East School



Government of South Australia

Department for Education

Dear Families,

As we find ourselves right in the middle of Swimming Week, our school is certainly buzzing with excitement, wet towels, missing goggles, and plenty of organised chaos! While the week can feel a little hectic at times, it's a wonderful reminder of the resilience, positivity and teamwork our school community shows on a daily basis.

I would like to sincerely thank all families and special guests who attended our recent Special Person's Day assembly and open classroom morning. It was wonderful to see our students proudly sharing their learning and enjoying special moments with the important people in their lives. Events like this, strengthen the strong sense of community we value so highly at our school. A huge thank you to our dedicated Parents & Friends Committee for organising the Bake Sale. We also thank everyone who generously donated delicious baked goods – the support from our community never goes unnoticed!

During our recent Pupil Free Day (18th May), our educators continued our school improvement journey, with a focus on literacy development, Positive Behaviour for Learning, and further implementation of the South Australian Curriculum. We thank our literacy coach (Claire) and all the staff that presented information. I am very proud of our ongoing commitment and determination to ensure all our students are successful.

A few weeks ago, we celebrated National Volunteers Week and acknowledged our incredible volunteers with a special morning tea. Our school simply could not function as successfully as it does without the support of our volunteers, and we are deeply grateful for the many ways you all contribute to school life.

Students also thoroughly enjoyed the recent basketball and cup stacking incursions. These engaging activities provided opportunities for teamwork, coordination and plenty of fun! The cup stacking sessions were run by a fellow ex-student of our school – we are so proud of Jaydyn's success! Our student leaders have asked to purchase our own stacking cups so students can continue enjoying this exciting activity at school.

We were also fortunate to welcome the talented Musica Viva team, who performed 'Game Day' for our students. We are incredibly thankful to be able to offer our students unique opportunities such as this, exposing them to a wide variety of musical instruments and fostering a love and appreciation for the performing arts.

Finally, I would like to acknowledge and thank everyone involved in supporting and contributing to National Reconciliation Week. Our educators provided many meaningful learning experiences for our students. We also took time to participate in National Sorry Day, creating a beautiful collaborative "SORRY" display – decorated with commemorative hibiscus flowers. The display was both inspiring and moving, reflecting the care, respect and understanding shown by our students and staff.

Thank you, as always, for your ongoing support of our amazing school.

Kind Regards,

Anthony McIver  
Principal - Morphett Vale East School



WEEK 6, TERM 2 - 2026

ISSUE: 5



## LEADERSHIP TEAM

**Anthony McIver**  
*Principal*

**Ellen Barr**  
*Deputy Principal*

**Rick Whitbread**  
*Student Wellbeing Leader*

## DIARY DATES

### June

- Mon 1<sup>st</sup> - 5th - R-4 Swimming
- Mon 8<sup>th</sup> - Kings Birthday PH
- Wed 24<sup>th</sup> - Early Finish 2:10pm

### July

- Fri 3<sup>rd</sup> - 2pm End of Term early finish
- Mon 20<sup>th</sup> - First Day of Term 3



## **KEEPING YOUR CONTACT DETAILS UP TO DATE**

We understand that when you move house or change your mobile phone number, letting the school know may not be at the top of your list. However, it's important that we always have your current contact information on our system.

We use the details you provide to contact families for everyday matters, as well as in case of emergencies. If we do not have up-to-date phone numbers for parents and emergency contacts, it can cause unnecessary delays.

If your contact details change, please notify the front office as soon as possible. This helps us keep communication smooth and ensures we can reach you quickly if needed. Thank you for helping us keep our records accurate and your child safe.

## **BAKERS DELIGHT BREAD**

Free Bakers Delight bread and rolls will be available from 2:45 onwards every Wednesday. It will be set up outside the front office building unless it is raining then it will be in the front office. It would be appreciated if you only take what you need and will use.



## **KINDY TRANSITION**

We welcome our new Reception students as they begin their school transition on 9 June. Starting school is an important milestone, and we look forward to supporting our newest learners as they settle into the Morphett Vale East School community.

## **PLEASE KEEP SICK CHILDREN HOME**

We know it can be difficult when your child is sick and you have work or have other commitments, but school is no place for sick children. Please do the right thing by keeping sick children at home or making arrangements for their care.



Children who are sent to school ill will be sent home. Parents will be contacted, where contact cannot be made, the emergency contact person will be expected to collect the child.

## **ICE BLOCK - FRIDAY**

Ice blocks will be available for purchase during lunch this Friday. Prices are very affordable – just 50c for a half and \$1 for a whole ice block.



Don't forget to bring your change.

## **2:10 EARLY FINISH**

The dates of the 2:10pm early Wednesday finishes for Term 2 are:

13<sup>th</sup> May  
3<sup>rd</sup> June  
24<sup>th</sup> June



End of Term early finish is on the 3<sup>rd</sup> of July at 2:00pm.

# Healthy Eating And Learning



Research continues to show that what children eat can have a significant impact not only on their physical health, but also on their wellbeing, behaviour and learning at school.

Children who regularly eat healthy and nutritious foods are more likely to have better concentration, memory and energy levels, which can support learning and academic achievement. Healthy eating has also been linked to improved mood and positive mental health outcomes.

On the other hand, diets high in processed foods, sugar, salt and unhealthy fats have been associated with increased emotional and behavioural difficulties. Research suggests that children with poor diets are significantly more likely to experience symptoms of anxiety and depression.



**Tips**



To support healthy growth and development, children are encouraged to eat a balanced diet that includes foods from the five food groups:

- fruit and vegetables
- grains and cereals
- lean meats, eggs, fish, tofu, nuts and legumes
- milk, yoghurt, cheese or alternatives
- plenty of water throughout the day

Simple changes such as including fresh fruit, vegetables and nutritious snacks in lunchboxes can make a positive difference to children's wellbeing and learning.

By working together, we can help students develop healthy habits that support both their learning and overall wellbeing.

Stay healthy

Below are links to websites with some healthy lunchbox ideas

<https://heas.health.vic.gov.au/resources/food-drink-ideas/healthy-lunchboxes/>

<https://healthymadetasty.com.au/healthy-lunch-box-examples/>

<https://www.taste.com.au/healthy/galleries/whole-school-term-healthy-lunchbox-ideas/o7hfes8p>

<https://greenpan.com.au/blogs/greenpan-blog/healthy-creative-school-lunchbox-ideas?>

[srsltid=AfmBOorptJy4MO\\_W2dK9FqG1008sHHa-lrN2JZJK6fx2jJPYo2GFrLJ-](https://greenpan.com.au/blogs/greenpan-blog/healthy-creative-school-lunchbox-ideas?srsltid=AfmBOorptJy4MO_W2dK9FqG1008sHHa-lrN2JZJK6fx2jJPYo2GFrLJ-)



# POSITIVE BEHAVIOUR FOR LEARNING: BUILDING STRONG FOUNDATIONS

And just like that – we are halfway through Term 2! This term, our staff and students have been actively working with the Positive Behaviour for Learning (PBL) framework. We now have our new school values in place and clear expectations set for all students. At Morphett Vale East School, our goal is for every student to be safe, kind, and responsible. Achieving this goes beyond simply telling students what we expect—they need opportunities to learn, practise, and reflect on these behaviours.

## Explicit Teaching of School Expectations

We are currently in a key phase of PBL: explicitly teaching our behaviour expectations. This involves explaining to students why each expectation matters, modelling what the behaviour looks like, providing opportunities for students to practise, and offering timely feedback.

To ensure students have enough time to truly understand and internalise each new expectation, we are focusing on one at a time—spending three weeks on each behaviour. This approach avoids overwhelming students and helps make the learning meaningful.

## Recent Focus Areas

### **Weeks 1–3: Using Manners and Kind Words**

- Our first school expectation was all about developing respectful relationships and a positive, inclusive environment.

### **Weeks 4–7: Being Ready to Learn**

- Why is "being ready to learn" so important?
- Supports a Positive Learning Environment: Students arrive prepared and attentive, which minimises disruptions and creates the best conditions for learning.
- Promotes Responsibility and Independence: Readiness to learn encourages students to be organised and self-managed—essential skills for school and life.
- Ensures Equity: When everyone is ready to learn, all students have equal opportunities to engage and succeed.
- Helps Teachers: Lesson time is maximised when everyone is focused, making learning more effective for all.
- Sets Clear Expectations: Consistency helps students understand what is required, improving behaviour and academic outcomes.

## Weeks 8–10: Looking After School Equipment

**Our next focus is "looking after school equipment."**

- Promotes Responsibility: Students learn to respect resources, fostering responsible habits that extend beyond the school gates.
- Ensures Safety: Caring for equipment reduces risks from broken or damaged items, keeping our school safe.
- Supports Fair Access: Well-maintained equipment means all students can confidently participate in activities and learning.
- Reduces Costs: Preventing unnecessary damage means funds can be used for other educational purposes.
- Encourages Positive School Culture: Respect for school property builds pride and a sense of community.
- Teaches Valuable Life Skills: Looking after equipment helps develop stewardship and accountability—important throughout life.

All in all, taking the time to focus on each expectation really helps make our school a friendlier, safer, and more welcoming place for everyone. Plus, it's a great way to build good habits that support our students and the whole school community.

Thank you for your ongoing support as we work together to develop positive behaviours and values at Morphett Vale East School.

# THE MYSTERY OF THE PAINTED ROCKS!

Recently, a group of students playing on the quadrangle and playground made an exciting discovery – painted rocks hidden around the school grounds! Curious about where they had come from, the students took a closer look and found information written on the back of each rock.

The rocks featured the name "SA Rocks" along with various postcodes. After some investigation, we discovered that some of the rocks had travelled from locations as far away as Adelaide's northern suburbs and even the Yorke Peninsula!

Noticing the Facebook symbol and the name SA Rocks, we visited the group's Facebook page and discovered a community of more than 59,000 members. We learned that SA Rocks is a free, nature-based activity that encourages people of all ages to paint, hide, find and rehide decorated rocks. It's essentially a giant game of hide-and-seek that brings families and communities together while encouraging outdoor play and creativity.

## Want to Paint a Rock?

It's easy! All you need is a little creativity, a rock and some paint. Here are some helpful tips:

- Use clean, dry, unpolished rocks. Natural river stones work best.
- Acrylic paints and permanent markers are recommended.
- Seal your rock with a weatherproof sealant to protect it from the elements.
- Write "SA ROCKS" and the Facebook symbol on the back so others know how to join in.
- Add your postcode so people can see how far your rock travels!

## Found a Rock?

If you're lucky enough to discover a painted rock, share your find with the SA Rocks community by posting a photo online. You can then:

- Rehide the rock in the same location or somewhere new and share its new location with the community, or
- Keep the rock and let others know it has been found, then paint and hide a new rock for someone else to discover.



The next time you're looking for a free and exciting family activity, why not try searching for painted rocks in your local area or create some of your own? It's a wonderful way to encourage creativity, exploration and outdoor play while getting children away from screens and into nature.

Happy rock hunting!

Ellen Barr

Deputy Principal

# CARING FOR OUR GREEN TREE FROG PEBBLES

We are very lucky to have Pebbles, our green tree frog, as part of our school community.

Providing the best care for Pebbles helps maintain their health and wellbeing. Here are some important tips for looking after Pebbles:

- **Habitat:** Make sure Pebbles' enclosure is kept clean and damp, with fresh, dechlorinated water and plenty of safe places to hide. A mix of sticks, rocks, and plants will help Pebbles feel at home.

- **Food and Water:** Feed Pebbles small, live insects such as crickets, and always provide a shallow dish of clean water.

- **Temperature and Light:** Pebbles needs a warm, humid environment. Keep the enclosure in a safe spot with natural light, away from any abrupt changes in temperature.


- **Please Do Not Handle Pebbles**

- It is important for everyone to avoid touching or handling Pebbles. A green tree frog's skin is extremely sensitive and can easily absorb chemicals, oils, and germs from our hands—which can make Pebbles sick or even cause serious harm. Handling can also cause stress, which affects the immune system and makes it harder for Pebbles to stay healthy.

- By observing Pebbles without touching, we help keep our green tree frog healthy and stress-free. Please remind your children of the importance of caring for Pebbles by looking, not touching.



# WHAT'S HAPPENING



## IN ROOM 3




### English

In English students have been learning about persuasion, particularly through the lens of advertising. Students have been exploring a range of advertisements, learning to identify the persuasive techniques and analyse the purpose and effectiveness of different marketing strategies.

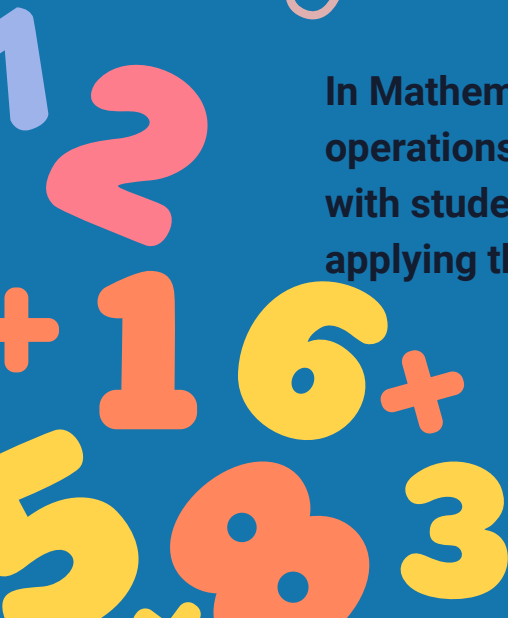
As part of the learning journey, students will use these skills to design their own product and develop a persuasive advertisement.

STAY SUN SAFE AND STYLISH! MY SUN SMART SHADER HAT KEEPS ME COOL AND PROTECTS MY SKIN – PERFECT FOR SUNNY DAYS!



### MATH

In Mathematics this term We are focusing on the four operations (addition, subtraction, multiplication, and division), with students building strategies for solving problems and applying their knowledge to real-life contexts.




# ROOM 2 – YEARS 5/6

MR. BRINE

## ENGLISH

We studied fantasy fiction novel *Deltora Quest: The Forests of Silence* and learned about key features of the fantasy genre, including magical powers and objects, mythical creatures, heroes and villains, good versus evil, and quests and adventures.

We created character maps and detailed setting descriptions using noun groups to help develop our ideas and build imaginative worlds. Using literary devices such as similes, metaphors, personification and descriptive language (precise verbs, adverbs and adjectives), we practiced bringing our characters and settings to life by writing our very own first chapters of a fantasy fiction novel.




Elijah, a vampire who's been on the run for 500 years.

~ From 'The Vampire's Revenge', by Zoe.



Dark Kevyn, an ordinary boy who is transformed into a Dark Elf by an enchanted necklace.

~ From 'Dark Star: Into the Light', by Liam F.



## EXCERPTS FROM OUR STORIES...

"This my child, is the Power Gem." He grabs a stick and swats the leaves out of the way, revealing a green gem with a radiating aura. Adam stares at it in awe, admiring its presence. "This possesses all the strength a Viking could ever have, and it is now within your power to take justice into your own hands." ~ From 'Roman Days' by Braxton.

Tarabo led Gengar deeper into the house with a soul full of sorrow. Tarabo Rue was an average 13-year-old boy but a bit quiet, with a slightly deeper voice than most others his age and broad shoulders. Poor Tarb, Gengar thought. His mother had died of an unknown disease not long before, and now this. ~From 'The Shadow of Death', by Aaron.

"Hahahahaha! I have taken over your body now! Thanks for freeing me from that necklace!" said a deep voice.

"Who are you?" yelled Kevyn.

"I am the dark side of you, or I guess I am the dark side of the necklace," said the deep voice.

"What's your name?" said Kevyn.


"My name is Dark Kevyn."

"Talk about copyright," said Kevyn. ~From 'Dark Star: Into the Light,' by Liam F.

## MATHEMATICS

This term, students have been exploring the properties of numbers, including multiples, factors, prime numbers, and composite numbers. They have been identifying patterns, classifying numbers, and developing their understanding of how numbers relate to one another.

Students are now learning and practising written algorithms for the four operations—addition, subtraction, multiplication, and division—with a focus on using regrouping accurately and efficiently. Through this work, they are strengthening their number sense, place value understanding, fluency with calculations, and ability to explain their mathematical thinking.




For this maths warm-up, students were given a random pile of counters and a number from 1-12. In small groups, they needed to figure out how many multiples of that number they were given. Here, Phoenix, Will and Liam M.T. created an array to find they had 58 multiples of 5 = 290 counters in total!

# ROOM 2 SCOOP!

✦ We've been exploring the fascinating world of Earth and Space through both our reading and science lessons. In reading, we have learned about topics including Earth, day and night, the seasons, the Sun, Jupiter, the Moon, and many other features of our solar system. We've enjoyed discovering how these celestial bodies interact and influence our everyday lives.

In science, we've put our learning into action by creating models of the Earth, Sun and Moon to demonstrate their movements and relationships. We've also collaboratively designed and built solar ovens, investigating how the Sun's energy can be used for cooking. We're now eagerly waiting for a bright enough day so we can take our ovens outside and put them to the test - by making some delicious s'mores!



*Pairs and small groups have designed and built many different-sized solar ovens with a range of special features, using cardboard boxes, masking tape, newspaper, aluminium foil, black paint, black cardboard and cling wrap. We can't wait to see which oven produces the most heat... and to snack on some melted marshmallows and chocolate!*




*Nathan and Aaron's solar oven may look simple at a glance, but this sophisticated model houses a layer of crumpled paper insulation to keep the heat from escaping!*



*Cody and Lincoln's model features a foldable reflector to ensure it shines maximum sunlight into the oven cavity, where the black base will convert the light into heat!*



*We've been using our Earth and Space display to record our learning, add to our vocabulary wall and track questions that arise as we explore the solar system and beyond!*



# Term 2, 2026

|           | MONDAY   | TUESDAY   | WEDNESDAY  | THURSDAY  | FRIDAY  |
|-----------|--|---|--|---|---|
| <b>1</b>  | 27/4<br>First Day of Term 2                        |   |  |   |   |
| <b>2</b>  | 4/5<br>Wellbeing Engagement Collection (Years 4-6) |   |  | Mothers + Special Person's Stall  | School Photos   |
| <b>3</b>  | 11/5<br>Middle Primary Zoo Excursion               |  | <br>2:10pm - Early Finish   |   | Special Persons Day (Assembly @ 9am)                  |
| <b>4</b>  | 18/5<br>Pupil Free Day<br>Book Club Orders Due     |   | Cup Stacking Incursion (Today + Tomorrow)  |  | Governing Council @ 8:45am<br>Musica Viva Performance |
| <b>5</b>  | 25/5<br>Reconciliation Week (starts Wednesday)     |   |                           |   |   |
| <b>6</b>  | 1/6<br>Swimming Week R-4                           | →   | NO Early Finish<br>→   | →   | Assembly - hosted by Year 5/6 (@ 9am)<br>→            |
| <b>7</b>  | 8/6<br>Kings Birthday Public Holiday               | Reception (Mid-Year Intake) Transition #1 (8:45am - 10:30am)                      |  |   |   |
| <b>8</b>  | 15/6   | Reception (Mid-Year Intake) Transition #2 (8:45am - 11:30am)                      |  |   | Governing Council @ 8:45am                            |
| <b>9</b>  | 22/6   | Reception (Mid-Year Intake) Transition #3 (8:45am - 12:00pm)                      | <br>2:10pm - Early Finish |   | Assembly - hosted by JP (@ 9am)                       |
| <b>10</b> | 29/6   |   |  | Mid-Year Reports (Distributed)  | Last Day of Term - Early Finish @ 2:00pm              |